



Count the tally marks




Definition:

- ❑ Children working at the kindergarten level are taught to count a **group of objects using tally marks.**
- ❑ The objective is that the child will understand that **one mark is equal to one object.**
- ❑ Also children should be shown how to group tally marks into **sets of 5 marks.**
- ❑ It is easy to do a tally, just put marks on a piece of paper.







1 - One



2 - Two




3 - Three



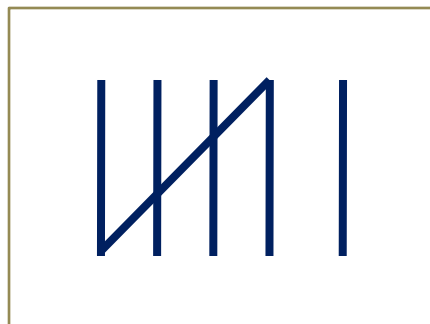
4 - Four

But the 5th mark is drawn across the previous 4 marks.




5 - Five

Then continue making single mark again.

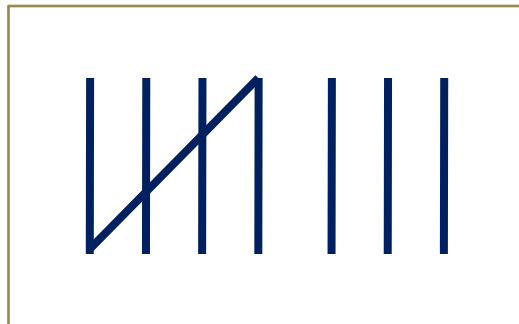


6 - Six







7 - Seven



8 - Eight




9 - Nine



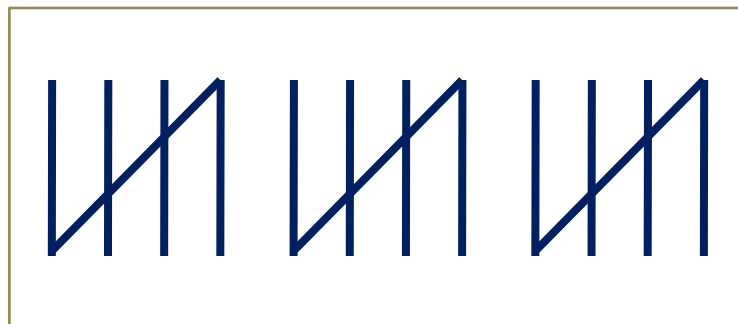
10 - Ten

Then continue making single mark again,




11 - Eleven


Continuing this process, we get




15 - Fifteen



20 - Twenty



25 - Twenty five



30 - Thirty