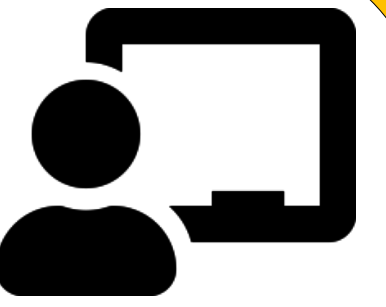




Questionnaires



Look at the table and answer the questions given below.



| Books name | No of books sold |
|------------|------------------|
| Delicate | 33 |
| Red shoes | 40 |
| Mermaid | 54 |
| Frozen - 1 | 40 |
| Super man | 50 |



Which book sold the most?

How many delicate books were sold?

Name the 2 books on which equal number of books were sold?

Which book sold the least?



Look at the table and answer the questions given below.



| Names | Letters |
|---------|---------|
| Raveena | 7 |
| Aakash | 6 |
| Yugan | 5 |
| Arjun | 5 |
| Nila | 4 |
| Deeksha | 7 |



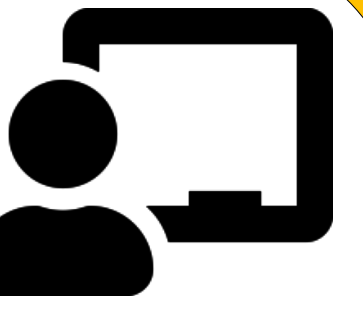
How many names have 5 letters?

How many letters in Deeksha?

How many names have 4 letters?

How many letters in Aakash?

Look at the table and answer the questions given below.



| Genre | No of books read |
|-----------|------------------|
| Adventure | 45 |
| Horror | 12 |
| Mystery | 20 |
| Fantasy | 23 |
| Detective | 35 |

This table shows that the number of books read by Ram.

How many horror books has been read?

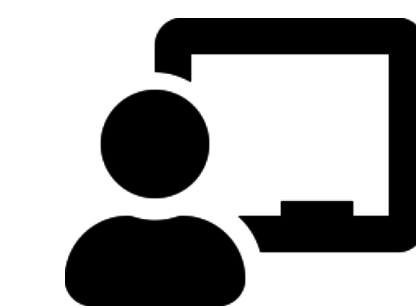
Which books Ram reads the least?

How many fantasy books has been read?



Which books Ram reads the most?



Look at the table and answer the questions given below.



| Subjects | Number of failed students |
|-------------|---------------------------|
| English | 36 |
| Mathematics | 12 |
| Science | 10 |
| Social | 24 |
| Computer | 37 |



How many students failed in social?

Which subject did 12 students fail?


How many students failed in English?

How many students failed in computer?



Look at the table and answer the questions given below.

| Days | No of absent students |
|-----------|-----------------------|
| Monday | 14 |
| Tuesday | 10 |
| Wednesday | 15 |
| Thursday | 20 |
| Friday | 7 |
| Saturday | 22 |



How many students absent on Monday?

How many students absent on Wednesday?

On which day 20 students were absent?

On which day most of the students were absent?