




# Slide Orientation






# Slide Orientation

PowerPoint supports \_\_\_\_\_ orientations

1. \_\_\_\_\_


2. \_\_\_\_\_





# Landscape


- ❖ It is the \_\_\_\_\_ PowerPoint layout and it is probably the more commonly used one.
- ❖ In the landscape layout, the longer edge is\_\_\_\_\_.





# Portrait

❖ The Portrait layout is where the \_\_\_\_\_ edge is horizontal.





# Page setup

❖ Page setup is used to \_\_\_\_\_ the slide size to that of a paper size, width, number of slides to be printed. It also defines how to print the notes, handouts and slides.

